

Pierre Indian Learning Center
3001 E. Sully Avenue
Pierre, South Dakota 57501-4419
Phone: (605) 224-8661 Fax: (605) 224-8465

August 9, 2023

Cheyenne River Sioux Tribe
Crow Creek Sioux Tribe
Flandreau-Santee Sioux Tribe
Lower Brule Sioux Tribe
Oglala Lakota Nation
Omaha Nation
Rosebud Sioux Tribe
Santee Sioux Tribe of Nebraska
Sisseton-Wahpeton Oyate
Spirit Lake Nation
Standing Rock Sioux Tribe
Mandan, Hidatsa & Arikara Nation
Turtle Mountain Band
of Chippewa Indians
Minnebago Tribe of Nebraska
Yankton Sioux Tribe

Dear Parent or Guardian,

I am writing to inform you of an upcoming special education training the Pierre Indian Learning Center would like to invite you to attend. This training will cover topics such as defining parental rights and responsibilities, South Dakota disabilities categories, overview of what special education looks like at the PILC and answering potential questions you may have about your child's educational plan.

This training will take place in the multipurpose area of the school gym during in-service week, Monday August 14th at 1:00 pm Central time. Additional training will be available, per your request, throughout the school year.

If you have questions please do not hesitate to call. My office number is 605-224-8661 X166.

We look forward to seeing you and answering any of your questions.

Thank you,



Nikole Cheskey
Special Education Director

Enclosed: Procedural Safeguard booklet and your Guide to Special Education and Your Child flip book/IDEA handout and Child Find information

Pierre Indian Learning Center
3001 East Sully Avenue
Pierre, SD 57501
Nikole Cheskey
Special Education Director
(605)224-8661 X166
Nikole.cheskey@k12.sd.us



What is Child Find? Child Find is the process by which districts and schools **identify** and **locate** children needing evaluation.

All children **birth-21** with disabilities or suspected of having a disability, regardless of the severity of their disabilities, and who are in need of special education and related services, must be **identified, located, and evaluated.**

Who can be a part of Child Find?

- Any child age birth-21 with a disability or suspected of having a disability
- Anyone concerned about a child can contact the Child Find representative for additional information and next steps.
<https://doe.sd.gov/sped/documents/BIE-birth-5.pdf>
- Districts are responsible for finding all students, including those parentally placed in private schools, children who are homeschooled and children who are homeless.

All schools are responsible for finding all students, including those who become homeless during enrollment.

• If a student qualifies for special education services, these services are provided at no cost. Children are evaluated to determine the presence of one or more of the following disabilities:

Deaf-Blindness	Emotional Disturbance
Cognitive Disability	Hearing Loss
Specific Learning Disability	Multiple Disabilities
Orthopedic Impairment	Vision Loss
Deafness	Speech or Language Impairment
Other Health Impairment	Autism Spectrum Disorder
Traumatic Brain Injury	Developmental Delay

IDEA /

Individuals with Disabilities Education Act

IDEA is...





A federal education law. Kids with disabilities who qualify can get special education and related services from public schools.

IDEA covers...

Kids from birth through high school (or age 21). But a child must have a disability in one of 13 categories in the law **and** need special education to make progress in school. Not all kids who struggle in school will qualify.

IDEA requires public schools to...

Find and evaluate kids with disabilities — at no cost to families. Kids have the right to a free appropriate public education (FAPE) through an Individualized Education Program (IEP). The IEP is tailored to a child's unique needs and may include the following:

 Special education	 Related services	 Accommodations	 Assistive technology
Instruction designed to meet the child's individual differences and needs	Services that help the child benefit from special education	Changes in the classroom to how the child learns the curriculum	Tools that help the child work around barriers to learning
Example: explicit reading instruction	Examples: speech and occupational therapy	Examples: extra time on tests, seating at the front of the class	Examples: calculators, keyboards, graphic organizers

IDEA gives families rights, too

Parents and guardians have the right to be part of the team that develops the IEP. They have the right to disagree with the school and ask for due process, a formal way to resolve disputes.